










Prévisions à court terme

Moyennes de la station

	 °C	 %	 hPa	 km/h	 mm/h	 °C
2 Janv.	8.5 / 5.1	84.2	1021.7	5.1	1.5	6.3 / 2.9
3 Janv.	8.3 / 4.8	90.0	1022.3	6.4	2.2	6.2 / 2.5
4 Janv.	7.5 / 4.7	89.4	1020.9	5.2	3.0	5.3 / 2.4
5 Janv.	5.9 / 2.9	91.9	1020.6	1.5	1.1	4.4 / 1.2
6 Janv.	5.8 / 2.0	90.2	1021.2	0.5	4.1	4.0 / 0.1
7 Janv.	6.2 / 2.4	90.9	1021.8	2.4	0.9	4.3 / 0.2
8 Janv.	6.4 / 4.1	92.0	1019.8	3.3	2.3	4.6 / 1.8
9 Janv.	5.7 / 2.7	87.6	1017.6	3.5	1.2	3.2 / 0.4
10 Janv.	4.6 / 1.0	90.4	1021.8	2.4	1.1	2.5 / -1.7

Extrêmes de la station

	 °C	 %	 hPa	 km/h	 km/h	 mm/h	 °C
2 Janv.	16.4 2022	100.0 2018	1040.5 2019	22.2 2025	41.8 2024, 2025	10.8 2025	15.3 2022
	-2.1 2021	49.8 2023	1003.5 2024	-	-	-	-5.1 2021
3 Janv.	13.2 2022	100.0 2018	1041.2 2019	46.3 2018	63.3 2018	8.8 2018	12.9 2022
	-3.6 2019	69.5 2019	1005.3 2024	-	-	-	-6.2 2019
4 Janv.	14.6 2022	97.0 2019, 2020, 2021	1041.6 2019	35.3 2018	45.3 2018	16.0 2018	12.7 2022
	-4.0 2019	68.0 2022	1002.6 2022	-	-	-	-6.5 2019
5 Janv.	12.7 2023	97.0 2019, 2020, 2021	1040.8 2019	16.0 2018	22.9 2018	6.7 2018	12.3 2023
	-1.3 2019	73.8 2022	1004.1 2024	-	-	-	-3.8 2021
6 Janv.	13.6 2020	97.0 > 3 cas	1039.3 2019	8.8 2020	14.5 2020, 2021	25.3 2018	12.6 2023
	-2.9 2020	49.4 2020	1004.6 2018	-	-	-	-6.8 2020
7 Janv.	14.3 2023	97.0 2020, 2021	1039.1 2019	18.3 2022	30.6 2022	2.4 2022	12.9 2023
	-1.2 2022	53.7 2023	1007.3 2018	-	-	-	-4.3 2022
8 Janv.	13.7 2020	98.0 2020	1036.7 2019	22.2 2022	45.1 2022	6.8 2023	13.9 2020
	-2.5 2021	78.6 2023	1001.3 2023	-	-	-	-5.0 2024
9 Janv.	14.3 2020	97.0 2020, 2021	1028.4 2019, 2020	20.3 2022	37.0 2022	3.1 2018	12.7 2020
	-3.9 2021	55.0 2020	1005.4 2023	-	-	-	-6.5 2021
10 Janv.	9.9 2023	97.8 2022	1035.1 2020	16.9 2020	30.6 2020	4.2 2022	9.2 2023
	-7.7 2024	75.0 2021	1010.2 2018	-	-	-	-10.8 2024

Almanach

